



## 3GKW-RW/S EMC 0.6/1KV Thin Wall Screened Multicore

### Applications

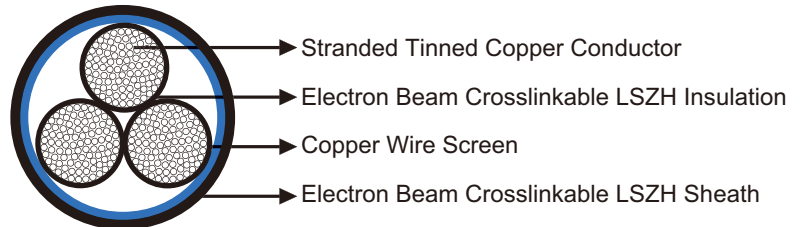
Multi core power and control cable designed for protected, fixed installation inside and outside railway vehicles for connecting fixed and moving parts in direct current and alternating voltage technology, especially converter technology.



### Standard

- BS 6853 -Ia
- DIN 5510-2 1-4
- NFF 16-101 F0

### Construction



- **Conductors:** Circular Class 5 stranded tinned copper to IEC60228/VDE 0295.
- **Insulation:** Electron beam crosslinkable LSZH compound.
- **Screen:** Copper wire screen.
- **Sheath:** Electron beam crosslinkable LSZH compound.

### Electrical Characteristics at 20°C

Nominal Conductor Cross Section	mm <sup>2</sup>	0.5	0.75	1	1.5	2.5
Maximum Conductor Resistance	Ω/km	40.1	26.7	20.0	13.7	8.21
Voltage Rating	KV	0.6/1				












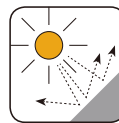
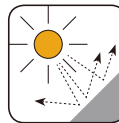




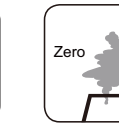
### Mechanical and Thermal Properties

Minimum Bending Radius: 4xOD (Static); 8xOD (Flexing)  
 Temperature Range: -60°C ~+120°C (Static); -40°C ~+90°C (Flexing)  
 Short Circuit Temperature: +280°C



### ↳ Dimensions and Weight

No. of cores & Nominal Conductor Cross Sectional Area No. × mm <sup>2</sup>	Number and Nominal Diameter of Strands No./mm		Nominal Insulation Thickness mm	Nominal Overall Diameter mm	Nominal Weight kg/km
2×0.5	19/0.18	16/0.20	0.3	4.8	42
3×0.5	19/0.18	16/0.20	0.3	5.3	51
4×0.5	19/0.18	16/0.20	0.3	5.4	56
6×0.5	19/0.18	16/0.20	0.3	6.5	82
15×0.5	19/0.18	16/0.20	0.3	9.0	167
2×2×0.5	19/0.18	16/0.20	0.3	7.2	80
3×2×0.5	19/0.18	16/0.20	0.3	8.1	98
4×2×0.5	19/0.18	16/0.20	0.3	9.3	131
12×2×0.5	19/0.18	16/0.20	0.3	13.0	276
2×0.75	19/0.22	24/0.20	0.3	5.0	48
4×0.75	19/0.22	24/0.20	0.3	6.0	72
6×0.75	19/0.22	24/0.20	0.3	7.2	103
10×0.75	19/0.22	24/0.20	0.3	8.7	152
18×0.75	19/0.22	24/0.20	0.3	11.0	244
3×2×0.75	19/0.22	24/0.20	0.3	9.0	127
2×1.0	19/0.25	32/0.20	0.3	5.6	60
3×1.0	19/0.25	32/0.20	0.3	6.0	76
4×1.0	19/0.25	32/0.20	0.3	6.5	88
6×1.0	19/0.25	32/0.20	0.3	7.8	114
8×1.0	19/0.25	32/0.20	0.3	8.9	171
25×1.0	19/0.25	32/0.20	0.3	13.8	392
2×2×1.0	19/0.25	32/0.20	0.3	8.3	117
2×1.5	19/0.31	30/0.25	0.3	6.5	86
3×1.5	19/0.31	30/0.25	0.3	6.8	95
4×1.5	19/0.31	30/0.25	0.3	7.4	118
6×1.5	19/0.31	30/0.25	0.3	9.0	168
18×1.5	19/0.31	30/0.25	0.3	14.4	452
2×2.5	19/0.40	50/0.25	0.4	7.8	122
6×2.5	19/0.40	50/0.25	0.4	11.4	268

 Impact Resistant	 Highly Flexible	 Cold Resistant	 Soldering Heat Resistant	 Low Temperature Resistant	 Corona Resistant	 Fire Retardant NF C32-070-2.2(C1) IEC 60332-3/EN50266	 Flame Retardant NF C32-070-2.1(C2) IEC 60332-1/EN 50265-2-1	 Low Corrosivity EN 50267-2-2/NF C32-074 IEC 60754-2/NF C20-453
 IRM 903 Fuel Oil Resistant	 IRM 902 Mineral Oil Resistant	 UV Resistant	 Ozone Resistant	 Acid and Alkali Resistant	 Abrasion Resistant	 Low Smoke Emission IEC 61034/NFC20-902 EN 50268/NF C32-073	 Low Toxicity	 Zero Halogen IEC 60754-1/NF C20-454 EN 50267-2-1